

Click on this link – <https://ekyc.ambalalshares.com>

Enter your PAN number, Mobile Number, Email Id ,Date Of Birth and input the OTP received on your mobile & Email id

ambalal
SHARES & FINANCIAL SERVICES LIMITED

OPEN ONLINE DEMAT & TRADING ACCOUNT

Within 5 minutes! ⌚

Following documents will be needed for seamless account opening experience

Ensure your mobile number and email id is updated in Aadhar to digitally sign the document.

- ✓ Pan Card
- ✓ Aadhaar Card
- ✓ Sign on blank white paper
- ✓ Cancel Cheque
- ✓ Bank statement or ITR if derivatives
- ✓ WEBCAM For Personal Identification

OUR SERVICES

Activate Windows
Go to PC settings to activate Windows.

PAN NUMBER

Mobile no as per Aadhar

E-mail

DD MM YYYY

I agree Terms & Conditions

GET OTP

[Resume Application](#)

ambalal

OPEN O & TRADING

Within 5 minutes

Following documents will be needed for seamless account opening experience

Ensure your mobile number and email id is updated in Aadhar to digitally sign the document.

- ✓ Pan Card
- ✓ Aadhaar Card
- ✓ Sign on blank white paper
- ✓ Cancel Cheque
- ✓ Bank statement or ITR if derivatives
- ✓ WEBCAM For Personal Identification

OUR SERVICES

Please enter the One-Time Password(OTP) to verify your Mobile

Resend OTP (02:43)

A One-Time Password has been sent to *****4725

Verify

Change Mobile Number?

06 01 1999

I Agree Terms & Conditions

GET OTP

Resume Application

Activate Windows
Go to Settings to activate Windows.

ambalal

OPEN O & TRADING

Within 5 minutes

Following documents will be needed for seamless account opening experience

Ensure your mobile number and email id is updated in Aadhar to digitally sign the document.

- ✓ Pan Card
- ✓ Aadhaar Card
- ✓ Sign on blank white paper
- ✓ Cancel Cheque
- ✓ Bank statement or ITR if derivatives
- ✓ WEBCAM For Personal Identification

OUR SERVICES

Please enter the One-Time Password(OTP) to verify your Email

Resend OTP (02:54)

A One-Time Password has been sent to babumoni1999@gmail.com

Verify

06 01 1999

I Agree Terms & Conditions

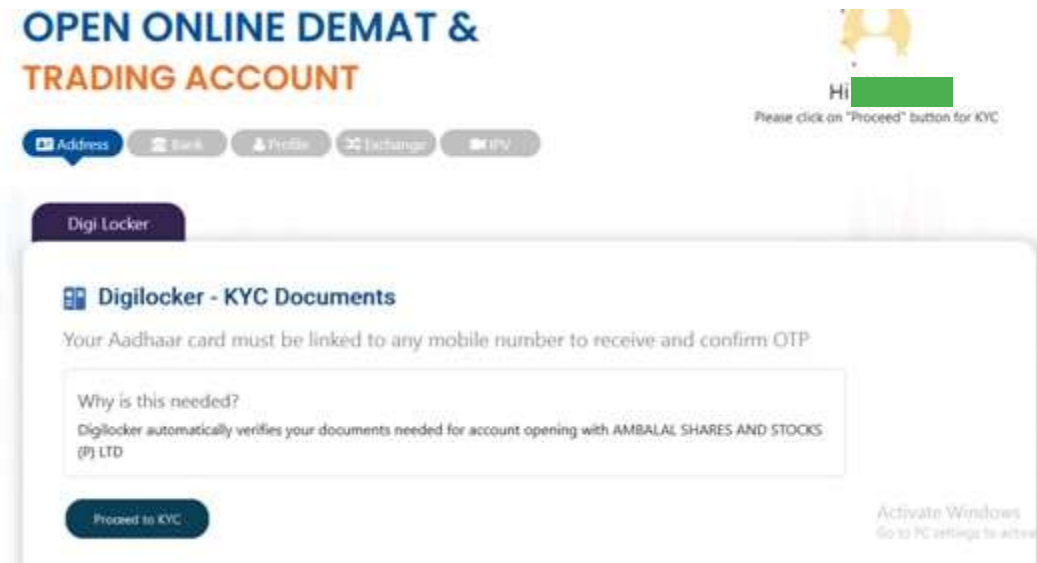
GET OTP

Resume Application


Activate Windows
Go to Settings to activate Windows.

After completing the previous step, if you haven't created an account on DigiLocker before, you'll need to follow a few simple steps to proceed to. These steps are as follows:

Tick the box to proceed further.



Enter your Aadhaar card number along with the captcha.



The screenshot shows a web interface for linking a DigiLocker account with an EKYC application. At the top, there are logos for 'MeriPehchaan G20' and 'DigiLocker'. The main heading is 'EKYC'. Below it, a paragraph states: 'You are about to link your DigiLocker account with EKYC application of INNOVIGITAL SOLUTIONS PRIVATE LIMITED. You will be signed up for DigiLocker account if it does not exist.' There is a text input field labeled 'Enter Aadhaar Number*'. Below that, a prompt says 'Please enter the following text in the box below:' followed by a small image of a captcha (the number '10334') and an empty text input box. A link 'Unable to read the above image? Try another' is provided. A large green 'Next' button is at the bottom of the form. In the bottom right corner, there is a link 'Activate W Go to PC setup'. At the very bottom center, there is a link 'Return to EKYC'.

You will then be directed to another tab where you'll be prompted to enter the OTP.

In this step, you will be asked to enter a 6-digit DigiLocker Security PIN.

Please choose any **6-digit PIN** of your choice.

MeriPehchaan G20
by DigiLocker

EKYC

UIDAI has sent a temporary OTP to your mobile ending in *****4725 (valid for 10 mins).

637967

Wait few minutes for the OTP,
do not refresh or close!

[Continue](#)

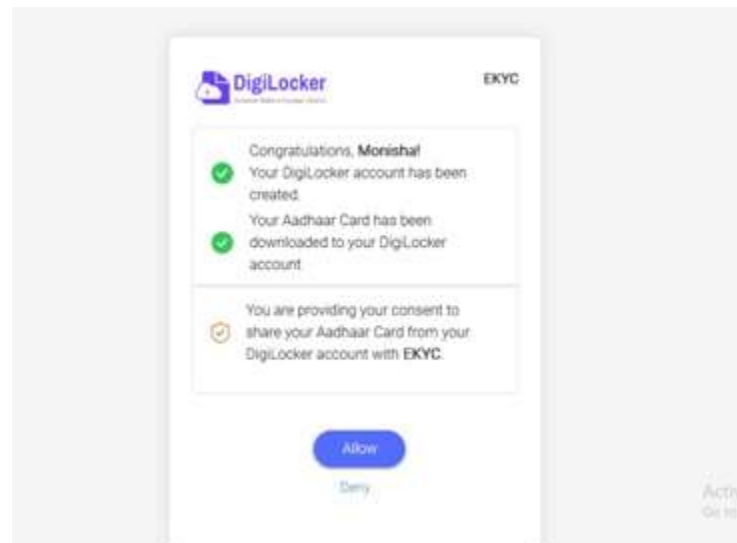
[Return to EKYC](#)

Active
Go to PC

The final step involves granting permission to DigiLocker to access and share your documents.

Please click on **“Allow”**.

Your DigiLocker KYC process is now complete.



Fill in your Bank A/c details for efficient funds management in your trading and DEMAT account.

The screenshot shows a web interface for 'Bank Details'. At the top, there are navigation tabs: 'Address', 'Bank' (which is highlighted), 'Profile', 'Exchange', and 'PIN'. Below the tabs, the title 'Bank Details' is displayed. The main content area is titled 'Choose your Bank'. A security notice reads: 'AMBALAL SHARES AND STOCKS (P) LTD protects your financial information with Bank Grade Security'. Below this, there is a dropdown menu currently showing 'South Indian Bank'. Underneath the dropdown is a search box labeled 'Search Branch (Min 4 Letters)'. Below the search box is the word 'Or' and a text input field. The text input field contains a green redaction box. Below the redaction box, two bank account numbers are listed: 'GUOYK7M (SBL0000232)' and 'GUOYK7M (SBL0000232)'. In the bottom right corner, there is a watermark that says 'Activate Windows Go to PC settings to activate Windows'.

Verify your bank account

Investments on AMBALAI SHARES AND STOCKS (P) LTD can be done using only saving bank accounts.

 South Indian Bank	Edit
Branch Name	GUDIYATTAM
IFSC Code	SIBL0000232
Address	GUDIYATTAM BRANCH, 277, SANTHAPET ,GUDIYATTAM, VELLORE, TAMIL NADU, PIN-632602

Account Type: Saving Current Others

Enter Bank Account Number

Upload scan copy of the cancelled cheque where your Name, Bank account number, IFSC and MICR number are clearly visible (personalised [No file selected.](#))

Activate Win
Go to PC setting

Branch Name	GUDIYATTAM
IFSC Code	SIBL0000232
Address	GUDIYATTAM BRANCH, 277, SANTHAPET ,GUDIYATTAM, VELLORE, TAMIL NADU, PIN-632602

Account Type: Saving Current Others

Enter Bank Account Number

Upload scan copy of the cancelled cheque where your Name, Bank account number, IFSC and MICR number are clearly visible (personalised cheque)

Uploaded cheque verified successfully

[Download Uploaded Cheque](#)

VERIFY BANK ACCOUNT

Activate Win
Go to PC setting

This step will help us understand to serve you better. We would like to understand the investment products you intend to utilize.

[Upload PAN card](#) [Upload signature](#)

PAN Verified Successfully



आयकर विभाग
INCOME TAX DEPARTMENT

भारत सरकार
GOVT. OF INDIA

व्यक्ति स्थायी खाता नंबर
Permanent Account Number Card

व्यक्ति का नाम / Father's Name

हस्ताक्षर / Signature

Marital Status Trading experience Occupation Type Your Annual income

Activate Windows
Go to PC settings to activate Windows

Additional Information

Do you wish to nominate ?

Yes NO

Are you a politically exposed person?

Yes NO

Do you require DIS slip book ?

Yes NO

Mobile number belongs to :

Self Spouse Dependent family/children

Email belongs to :

Self Spouse Dependent family/children

Qualification

Graduate

Do you intend to invest in stock market with

Own Funds

Activate Windows
Go to PC settings to activate Windows

Source of Income

Salary

Residential Details

Owned

Running Account Settlement

Once in a Quarter

Whether you wish to receive Contract Note & Standard documents

Electronic

We would like to receive the annual report

Electronic

← Previous step

Save and proceed to next

Activate Windows
Go to PC settings to activate Windows

Exchange Segment


 CASH
 F & O
 Currency Derivative
 MF


 CASH
 MF
 F & O
 Currency Derivative


 Commodity


 Commodity

Tariff details for Trading & Demat

SchemeName	Cash Intraday	Cash Delivery	Futures	Options	Currency Future	Currency Option	M.F.	MiscOption
------------	---------------	---------------	---------	---------	-----------------	-----------------	------	------------

Tariff details for Trading & Demat

SchemeName	Cash Intraday	Cash Delivery	Futures	Options	Currency Future	Currency Option	M.F.	MiscOption
default	Rs 20 per order	0.01% on Trade Value	Rs 20 per order	Rs 10 Per order	Rs 5 Per lot	Rs 5 Per lot	-	-

Select Brokerage scheme
Options:

 city.ambalshares.com
 Uploaded Successfully

[OK](#)

Financial proof - 1

Bank statement

Select a file to upload

Upload

Note: Allowed document types are JPG, JPEG, and PDF. File must be less than 3 MB in size

Select Brokerage scheme
Options:

Customer classification option : Others Farmer

Financial proof - 1

Bank statement

File has been uploaded successfully

Download updated financial proof - 1

Add additional proofs

Previous step

Save and proceed to next

<https://ekyc.ambalalshares.com/>

7708063115

ekyc@ambalalshares.com

Address


Bank

Profile

Exchange

IPV

Video KYC verification



Previous step

File capture

Save details

Activate Windows
Go to PC settings to activate Windows

In the last step, complete two e-signs using your Aadhaar card number. Please keep your Aadhaar card handy for this step.

ambalal
SHARE & INVEST WITH CONFIDENCE

OPEN ONLINE DEMAT & TRADING ACCOUNT

Hi PALANI

Below you are just one step away from opening your Demat & Trading account

Please note that according to new SEBI Regulations effective Nov.1 2022, you need to eSign your KYC in 2 parts, Part 1 and Part 2.

[eSign Part 1](#) [eSign Part 2](#)

I hereby give my consent to use my Aadhar/Virtual ID details (as applicable) for the purpose of e-signing my account opening form.

[Download PDF](#) [If you want to fill](#)

Activate Windows
Go to PC settings to activate Windows

Congratulations! You have successfully completed the documentation process for opening an account with Ambalal Shares & Stocks Private Limited. The Ambalal team will now verify the details provided and grant final approval.